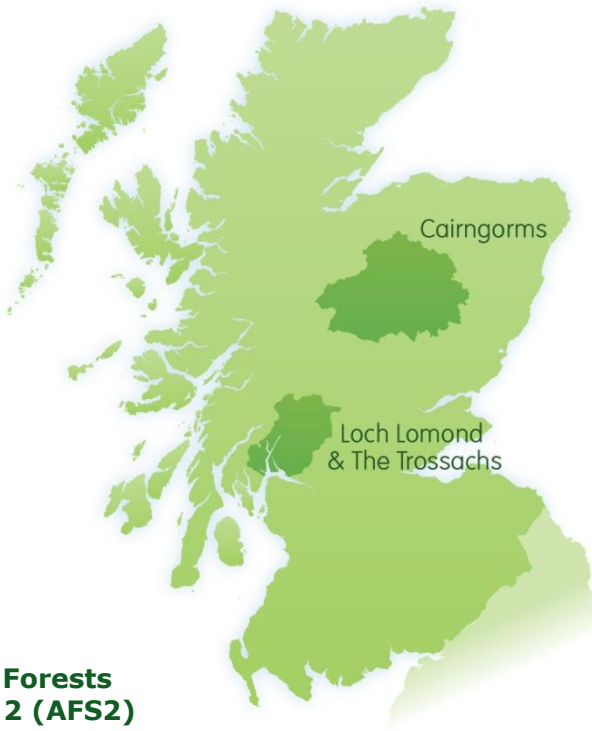


Visits to forests in National Parks

Results from All Forests Survey 2 - 2013



The All Forests Survey 2 (AFS2) was conducted by Forestry Commission Scotland with fieldwork from November 2012 to October 2013.

During this period visitors were counted and interviewed in forests across Scotland's National Forest Estate. Data was also collected by automatic vehicle and trail counters positioned at key forest entrances.

A total of **1,964** visitors were interviewed including **250** in a forest within a National Park.

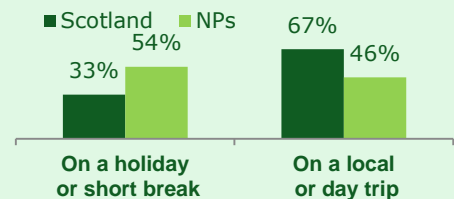
This factsheet provides the key results from the survey in relation to National Parks. A more detailed national report and other factsheets are available at www.forestry.gov.uk/scotland

Key facts

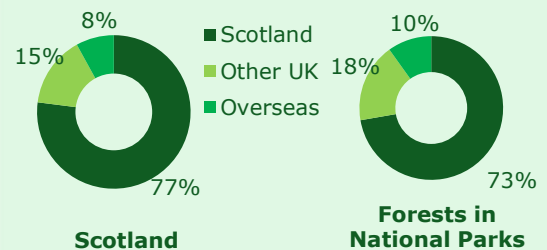
- An estimated **1.3 million** visits are taken annually to forests within Scotland's two National Parks. This represents **14%** of the **9.1 million** visits taken annually to Scotland's National Forest Estate.

National Parks	Annual visits to forests
Cairngorms	570,000
Loch Lomond & The Trossachs	715,000

- 54%** of visits to forests in National Parks are taken by people who are on a holiday or short break, a higher proportion than nationally in the AFS2 (**33%**).



- While most visits to forests in National Parks (**73%**) are taken by people who live in Scotland, **18%** live elsewhere in the UK and **10%** live overseas.



Who visits forests in National Parks?

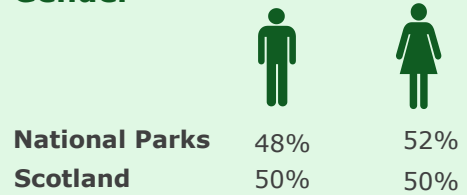
Visitor demographics

- In common with Scotland's National Forest Estate, forests in National Parks attract an almost equal volume of men and women.
- The average age of a visitor to a forest in a National Park is **49**, slightly older than the AFS2 national average (**46**). This variation reflects the larger proportion of visitors to forests in National Parks who are aged **45** or over (**69%**).
- Just over a **fifth** of parties visiting forests in National Parks have children in their party (**22%**) a higher proportion than recorded nationally in the AFS2 (**17%**).
- None of the respondents interviewed in National Park forests were in the Black and Minority Ethnic Population (BAME).
- **5%** of visitors to forests in National Parks have a long term illness or disability, similar to the AFS2 national average (**6%**).

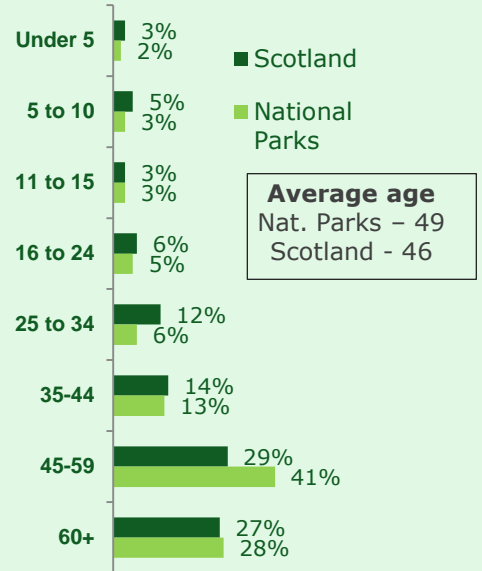
Place of residence and regularity of visits

- While **15%** of visitors to National Park forests visit the location at least once a week, a much larger proportion are on their first visit (**34%**).
- As shown on the previous page, the majority of visitors to forests in National Parks are Scottish (**72%**). **18%** live elsewhere in the UK and **10%** live overseas.
- The average distance travelled to reach a forest in a National Park is **21 miles**, further than the AFS2 national average (**17 miles**).
- More specifically, **29%** of visitors travel less than **6 miles** to a forest in a National Park, **30%** travel between **6 and 25 miles** and **42%** travel more than **25 miles** (compared the AFS2 national averages of **43%**, **37%** and **20%**).

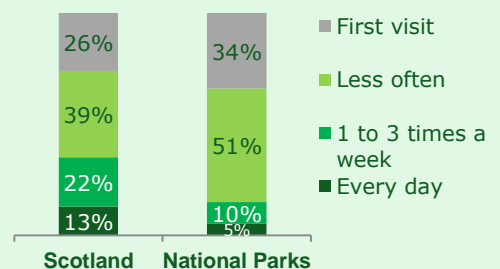
Gender



Age profile



Frequency of visits to forests



Average distance travelled



How do visitors use forests in National Parks?

- Most visits to forests in National Parks involve walking (**72%**) with the largest proportion of visitors walking without a dog (**45%**).
- Compared to the AFS2 national average, visits to forests in National Parks are more likely to include walking without a dog and cycling/mountain biking but less likely to include dog walking.
- The average dwell time in visits to forests in National Parks is **1 hour 58 minutes**, longer than the AFS2 national average (**1 hours 30 minutes**).
- On average, forest visitors in National Parks spend **£26** during their trip (including spend outside of the forest but excluding overnight accommodation). This is a significantly higher amount than the AFS2 national average (**£18**).
- 89%** of visitors to forests in National Parks go there by car, while in **8%** of visits participants walk to the forest. These profiles are similar to those recorded nationally in the AFS2.

Tourists visiting forests in National Park

- Over half of visits to forests in National Parks are taken by people who are on a holiday or short break (**54%**).
- These visitors go to an average of **5** forests during their holiday or short break (**49%** visit **4** or more forests).
- They are most likely to stay overnight in self catering accommodation, a tent or caravan or to stay in a guesthouse.

To obtain more results from the All Forests Survey 2 or further information on the survey methods see

<http://scotland.forestry.gov.uk/managing/work-on-scotlands-national-forest-estate/tourism-and-recreation/profile-of-forest-visitors>

Activities undertaken on visits



Dog walking

National Parks 27%
Scotland 43%



Other walking

National Parks 45%
Scotland 29%



Cycling or mountain biking

National Parks 14%
Scotland 8%



Seeing something in the forest (e.g. wildlife, sculpture)

National Parks 5%
Scotland 4%

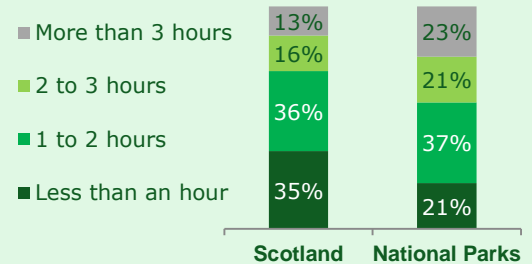


Picnic

National Parks 5%
Scotland 3%

*Percentages total less than 100% as above excludes other activities undertaken by smaller proportions of visitors.

Length of time spend in forest



Average dwell time:

1:30

1:58

Visit expenditure

(excluding overnight accommodation)

£18



Scotland

£26



National Parks