





Legend

 Forest Design Plan Boundary






Indicative Thinning Coupes

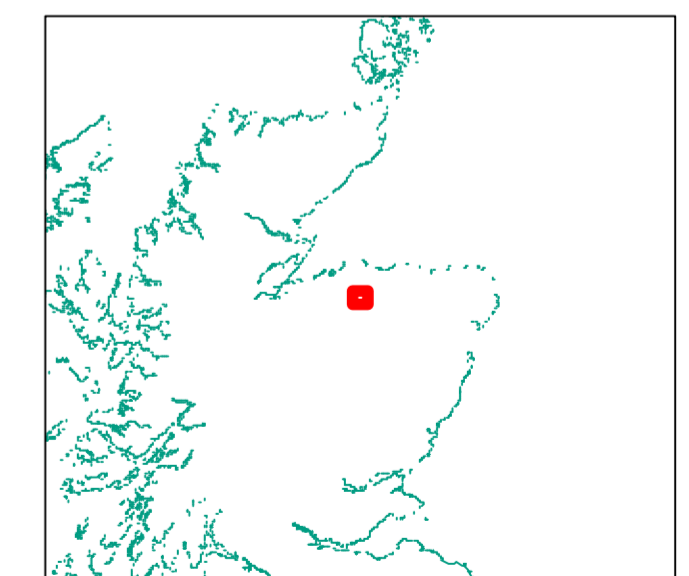
Planned Thin Year

-  2013
-  2015
-  2017
-  2019

Classification

Roads

-  Class A
-  Class B
-  Class C
-  Transfer Point
-  Unclassified
-  Unassigned
-  Watercourses



0 600 1200 2400 3600 4800 Metres

