

Productive (Core) Zone

The main focus in these areas is carbon sequestration and economic benefits, and they will be primarily managed for timber production through clearfelling and restocking.


Areas in this zone will be principally stocked with either pure Sitka spruce or a self-thinning Sitka/Lodgepole pine mix.

Productive (Mixed) Zone

Also managed primarily for timber production, but will contain a much more diverse range of species. Areas within this zone generally have better soil or climatic conditions, and may be more sheltered than the core zone.

A broader range of other conifers may be used including spruce, pine, fir, cedar and redwood. Mixtures of conifers and broadleaves may be suitable in some areas, and areas of pure broadleaves will also be used where conditions permit. No Ash, Larch or Scots pine will be planted in productive areas due to current disease threats.

Whilst patch clearfelling will be used, other Low Impact Silviculture Systems may also be practiced and there may potentially be opportunities for thinning and management beyond the normal rotation period.



Native (Upland) Zone

The principle aim within these areas is to increase the ecological and landscape diversity within the central Plateau.

Planting in the most exposed areas of the site will be confined to the sheltered valleys and on some of the drier knolls. Woodland in these areas will have a more open character, and will be planted where ground conditions are suitable in clumps at varying densities.

Birch, Alder, Rowan and Willow, in conjunction with upland shrubby species, will constitute the main element, and Juniper may be included in some areas if suitable.

Native (Transition) Zone

This zone will act as a transition area between the main, more densely planted, stands and the open moorland. In addition to providing ecologically valuable edge woodland, it will also soften the landscape impact of the main forest blocks.

Planting will be at variable density, and will include a range of broadleaved tree and shrub species.

Native (Mixed) Zone

A range of semi-natural woodland types will be planted, based on local ground conditions and climate, whilst also taking landscape and amenity factors into consideration.

Woodland in these areas will be primarily of NVC types W4, 7, 9, 11 or 17. (No Ash will be planted due to the threat of *Chalara fraxinea*)

Semi-natural Forest Habitat Network Zone

The principle aim will be to create, enlarge and link areas of current and future conservation value. This will primarily be along riparian corridors, but will also include existing natural reserves and the mature mixed woodlands on the south facing slopes above the Clyde.

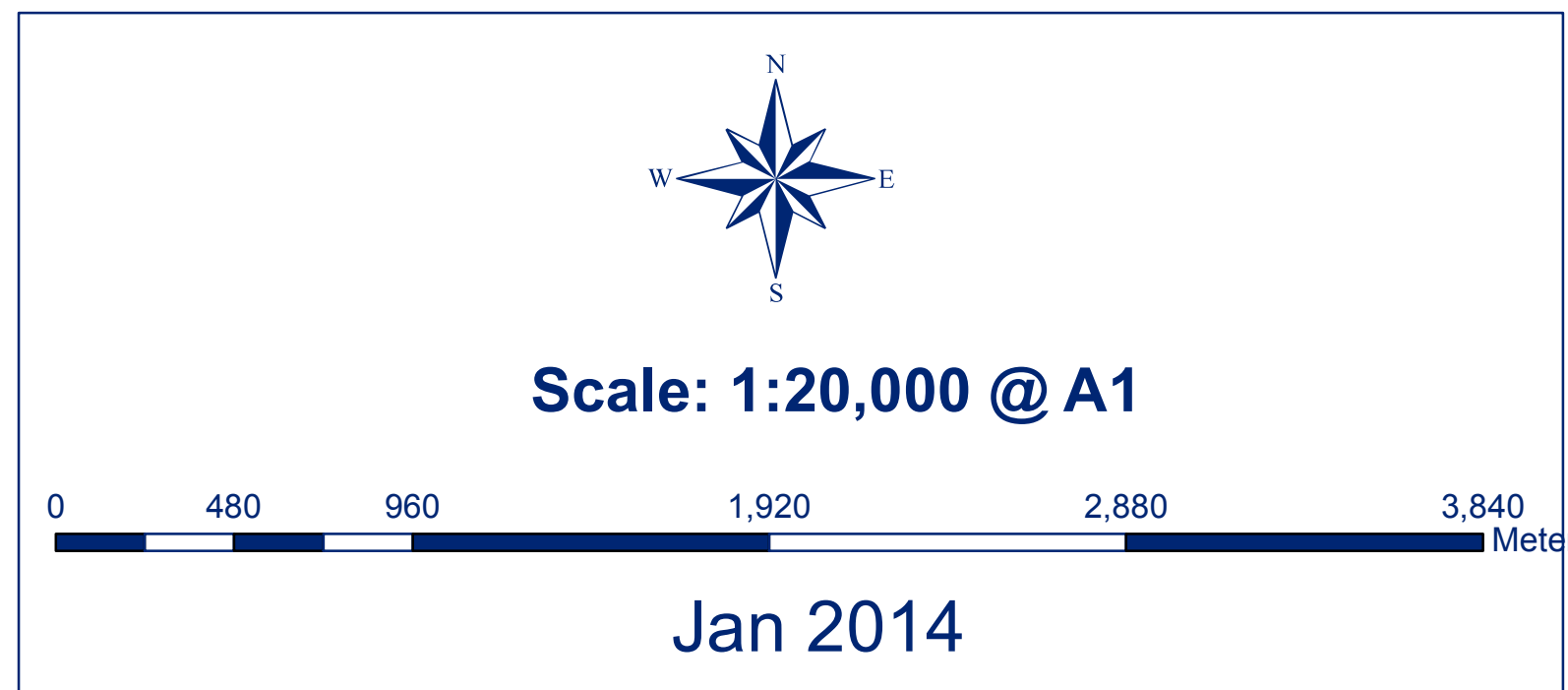
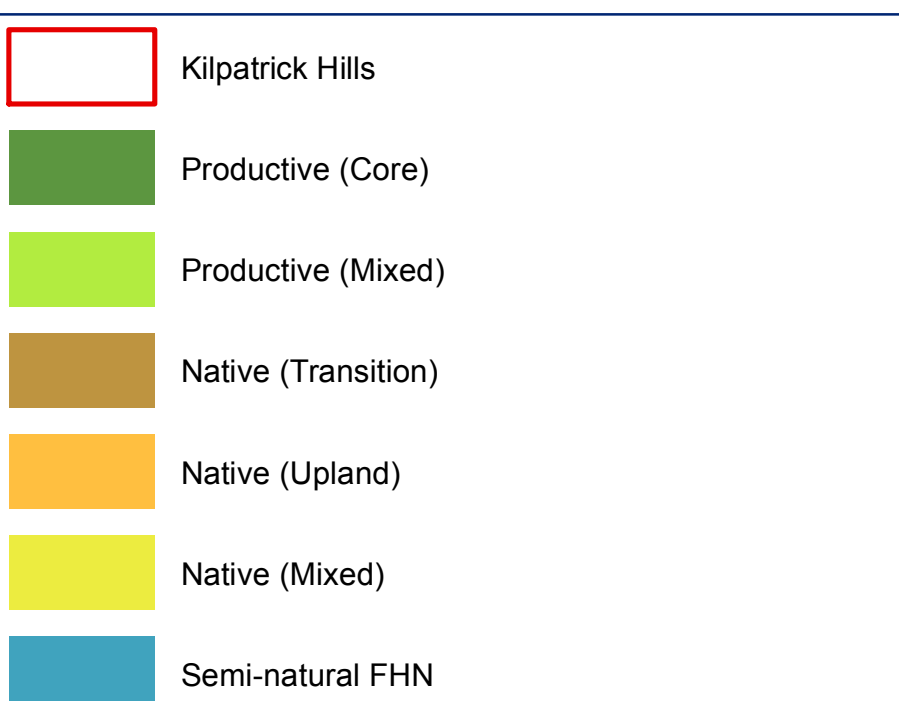
Open Ground

Areas of open ground have been designed to meet a wide range of objectives, including: Priority Open Habitat, SSSIs, Scheduled monuments, Preservation of areas of deep peat, Wayleaves, Buffer zones around water courses and Deer management.

Potential View - Loch Humphrey from Berry Bank



Potential View - Kilpatrick Braes from Mar Hotel



Forestry Commission Scotland
Coimisean na Coilltearachd Alba

Kilpatrick Hills
Scottish Lowlands Forest District

Proposed Management Zones